

KS 1 Parents Meeting Autumn Term 2019

Miss Dagg

KS1 Phase Manager
6th September 2019

The KS1 Team!

Year 1

Mr Yanni

Miss Anderson

Miss Zenuni

Miss Anderson

Year 2

Miss Dagg

Miss Assiam

Mr Norik

Miss Archer

Miss Hoxha

Miss Olivia

Expectations

At Essendine all teachers have high expectations of their students. Please help by supporting these values outside of school as well.

These include:

- *Presentation of their work including handwriting
- *Presentation of appearance
- *Appropriate behaviour in the classroom, the playground, walking around school and including trips.



Be Respectful

Be Resilient

Be Responsible



Be Safe

Our Behaviours for Learning

Productivity

Focus

Application

Presentation

Risk taking

Essendine Primary School
Assertive Discipline Code

Verbal warning about behaviour.

- 1. Name on the tracker and step 1 is ticked.**
- 2. Step 2 on the tracker is ticked and time out to reflect.**
- 3. Step 3 is ticked. Child is accompanied to the phase leader for a session of time out and a letter posted home. If sent to the phase leader more than twice in 2 weeks then the phase leader will arrange a meeting with parents.**
- 4. RED CARD Straight to Headteacher**



Creative Curriculum

Toys



To introduce children to the language of time passing by discussing their own experiences and begin to understand the concept of the past



Music

Year 1

Sounds interesting-
developing children's
ability to identify
different sounds and
use them expressively

Year 2

Exploring pitch-
discriminate between
higher and lower
sounds and
understand the
soh/me interval

PSHE

What are emotions?

History

Children look at changes within
living memory: What toys do we
play with? Toys I played with at
different ages. What toys did our
grandparents play with? Making
comparisons.

Geography

Games played by
our families around
the world: children
use this to do simple
mapping work and
look at the location
of different
continents

MFL

Science

Year 1

Animals including

Humans

Year 2

Living things
(living/dead / never
lived)

Computing

E safety

Stimulations gaming

DT

Textiles: Making puppets
Using a template
Using simple joining
techniques


Be The Best That You Can Be

Every week we will be focusing on how children can continue to apply our 4 B's

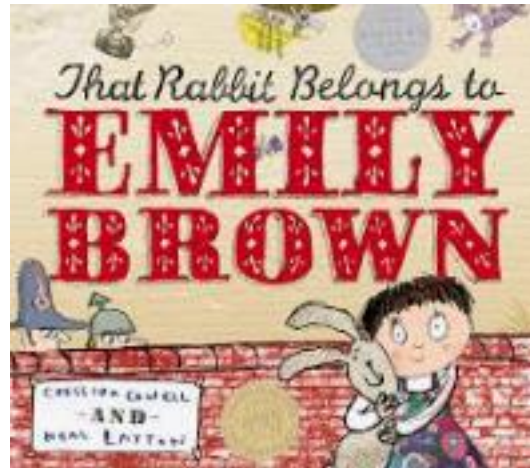
- Responsible
- Safe
- Resilient
- Respectful

Suggested Books to Find at the Library




Maps



Gruffalo



Traditional tales





Creative Curriculum

Kings and Queens



Building on the idea of chronology from Toys topic and how things change across their own lifetime and their families, children look at the royal family at different points in history and key events.



Music

Year 1

Sounds interesting-
developing children's
ability to identify
different sounds and
use them expressively

Year 2

Exploring pitch-
discriminate between
higher and lower
sounds and
understand the
soh/me interval

PSHE

Bullying

History

Changes within living memory:
Children look at the life of the Royal
family, particularly Queen Elizabeth
II. They look at key events such as
the coronation. They then look at the
period of other monarchs to explore
key events e.g. Magna Carter /
Gunpowder plot

Geography

Children learn to
name and locate the
countries and cities
of the United
Kingdom and its
surrounding seas.

MFL

Science

Year 1

Everyday materials

Year 2

Animal including
humans

Computina

E safety

Social networking,
passwords,
cyberbullying
(Resources: / LGFL
'me online
3bm resources

Art

Drawing: Self-Portraits
Looking at different
artists across periods and
their self-portraits Frida
Kahlo, Van Gough,
Picasso, Warhol

English

2 week blocks

Year 1

•Continue to punctuate sentences using a **capital letters, full stops, question marks and exclamation mark**

Using a **capital letter** for **names of people, places, days of the week** and the **personal pronoun 'I'**

Joining words and joining clauses using **'and'**

Year 2

letters, full stops, exclamation marks, question marks, commas for lists and apostrophes for contracted forms and the possessive (singular))

Use of connectives, adjectives, suffixes-less, ful,

Use present and past tense **mostly correctly and consistently.**

Maths

Year 1

- Number and place value
- Addition and subtraction with missing numbers.
 - Number bonds
 - Money
- Multiplication and division
 - Fractions
 - Time

Year 2

- Number and Place value
- The four operations (+, -, \times , \div)
- Fractions, decimals and percentages
- Measurement
- Geometry, shape and space
- Statistics
- Money

Reasoning and vocabulary

Homework

READING

- Please make sure the reading record is signed every night after you have read or discussed the book with your child.

SPELLINGS

- Daily
- Spellings are given out on Mondays after a spelling test

- New spellings given out on Mondays
- Follow the method- **Look, Write, Cover, Check**

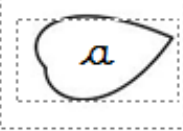
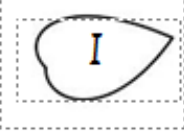
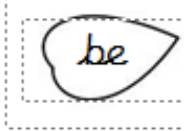

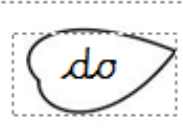
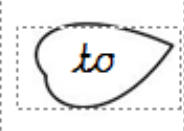
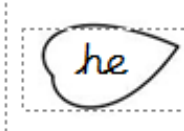
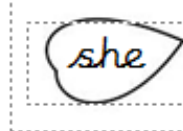


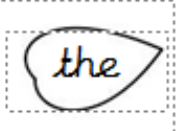
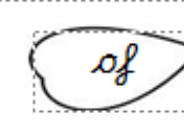

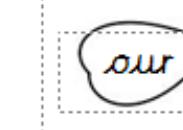
My words to practice.

| 11.09.17 | Monday | Tuesday |
|-----------|--------|---------|
| <u>er</u> | | |
| hammer | | |
| better | | |
| | | |
| <u>ur</u> | | |
| turn | | |
| curl | | |
| | | |
| <u>oo</u> | | |
| boot | | |
| food | | |
| | | |
| <u>oo</u> | | |
| cook | | |
| wood | | |
| | | |
| | | |
| | | |
| | | |

[illegible]

Tricky Word Tree

- Practice each tree set by spelling using letter names
- Follow the method- **Look, Write, Cover, Check**


| | | | |
|---|---|---|---|
|  |  |  |  |
|  |  |  |  |
|  <div>Yellow words</div> | |  <div>Blue words</div> | |
|  |  |  |  |

Homework

k

Select a different activity each week

Bring in the completed task to share weekly

| | | | | |
|---------|---|--|---|--|
| English | Write instructions for how to make a kite Date _____ | Write a rhyming poem Date _____ | Go onto phonicsplay.co.uk and play buried treasure to practise your phonics sounds. Date _____ | Find out different facts about space Date _____ |
| Maths | Find halves of different food or objects around your house. Date _____ | Use these words to help direct someone around your home: right, left, forward, backwards, turn, half turn, Date _____ | Play a game on ictgames.com Date _____ | Write doubles and halves of numbers up to 20. Date _____ |
| Science | Make and design an aeroplane Date _____ | Design a parachute that will fly for 5 seconds or longer Date _____ | Go for a walk. What did you observe about winter this season? Draw a picture and write about it. Date _____ | Make a kite. How long could you make it fly for? Date _____ |
| History | Find out about different aeroplanes. Do they all do the same thing and take us on holiday? What else are aeroplanes used for? Date _____ | Find out some facts about different rockets that have gone up to space. Date _____ | Make a 5 day weather diary about the weather in another country. How does it compare to London?  Date _____ | Find out information about Major Tim Peaks Date _____ |

PE

Year 1

Wednesday and Friday

Year 2

Tuesday and Wednesday

Please make sure children come to school in their uniform **and bring their PE kits to change into.**

Uniform

Key Stage 1 Pupils (Year 1-2):

Please ensure that all clothing is marked with your child's name

- Essendine navy blue polo shirt
- Essendine sweat shirt or cardigan
- Black, navy blue or grey trousers with white or black socks
- A navy blue and white check dress with navy, grey or white Tights
- Black shoes (no boots or trainers)

The PE uniform for all children consists of:

- Navy blue Essendine jogging pants
- White Essendine T-shirt
- Black pumps or Trainers



- Please remember the most important thing you can do is ensure they are in school on time at 8.45am.
- Registration is at 9am.
Children will be marked late after 9.10am.
- Doctor notes are required for any appointments during school time